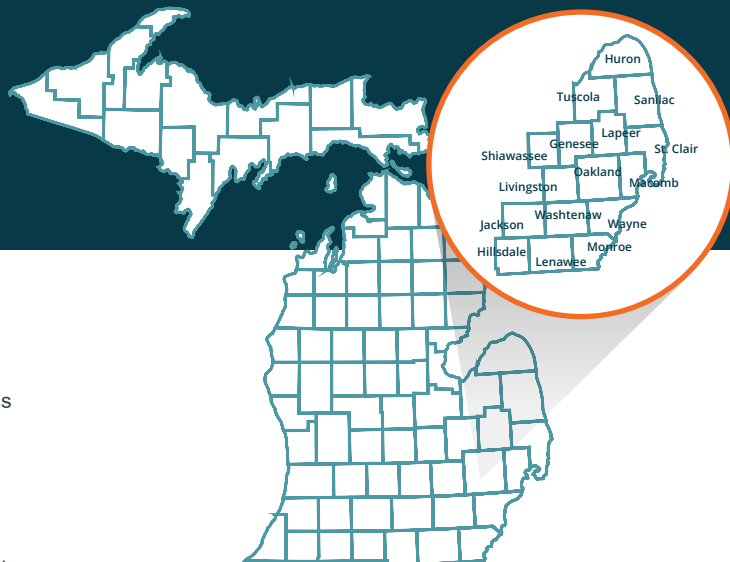


# HILLSDALE COUNTY LABOR SHED



## Introduction

The Workforce Intelligence Network for Southeast Michigan (WIN) partnership is a collaboration of Michigan Works! Agencies (MWAs) and community colleges across a 16-county region in Michigan. The counties in the WIN partnership include: Genesee, Hillsdale, Huron, Jackson, Lapeer, Lenawee, Livingston, Macomb, Monroe, Oakland, Saint Clair, Sanilac, Shiawassee, Tuscola, Washtenaw, and Wayne, along with the City of Detroit.

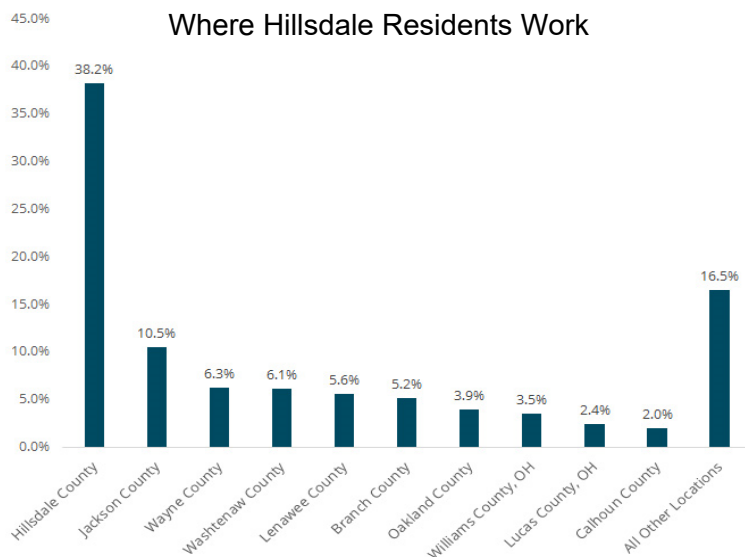
The WIN partnership region's labor shed highlights why, when it comes to talent, we must think regionally: The workforce is mobile. Although 90.4% of the region's workforce live and work in the 16-county area, not all residents work in their home county. It is not uncommon for workers to commute one or two counties over for work. This means that the residents in every county should be ready for the job demands of employers hiring throughout southeast Michigan.

This document provides detailed information on where employees in the area commute to and from each day for work, how far they travel, along with other information about workers and businesses in the area. For more detail on the labor market please see WIN's Quarterly Labor Market Report publications.

## Where Residents Work

In 2017, Hillsdale County's workforce consisted of 18,164 residents. 6,936 (38.2%) of the residents lived and worked within Hillsdale County, while the remaining 11,228 residents (61.8%) traveled outside of the county for work. Since 2015, the number of residents that traveled outside of the county for work has increased by 100 individuals, from 11,128 to 11,228.

Hillsdale County residents have maintained similar mobility patterns over the last few years. In 2015, 40.8 percent of the county's workforce (7,290 individuals) traveled more than 25 miles to their place of employment, compared to 40.7 percent (7,385 individuals) in 2017. Jackson County was the most popular destination outside of Hillsdale County for residents to find employment. 1,899 residents (10.5 percent of the county's workforce) traveled to Jackson County for employment in 2017, followed by 1,138 residents (6.3 percent of the county's workforce) that traveled to Wayne County.



**777**

BUSINESS ESTABLISHMENTS  
IN 2017



**9,289**

JOBS POSTED ONLINE  
IN 2017



**6,936**

WORKERS THAT LIVED AND  
WORKED IN  
HILLSDALE COUNTY



**7,385**

RESIDENTS TRAVELING MORE  
THAN 25 MILES TO WORK

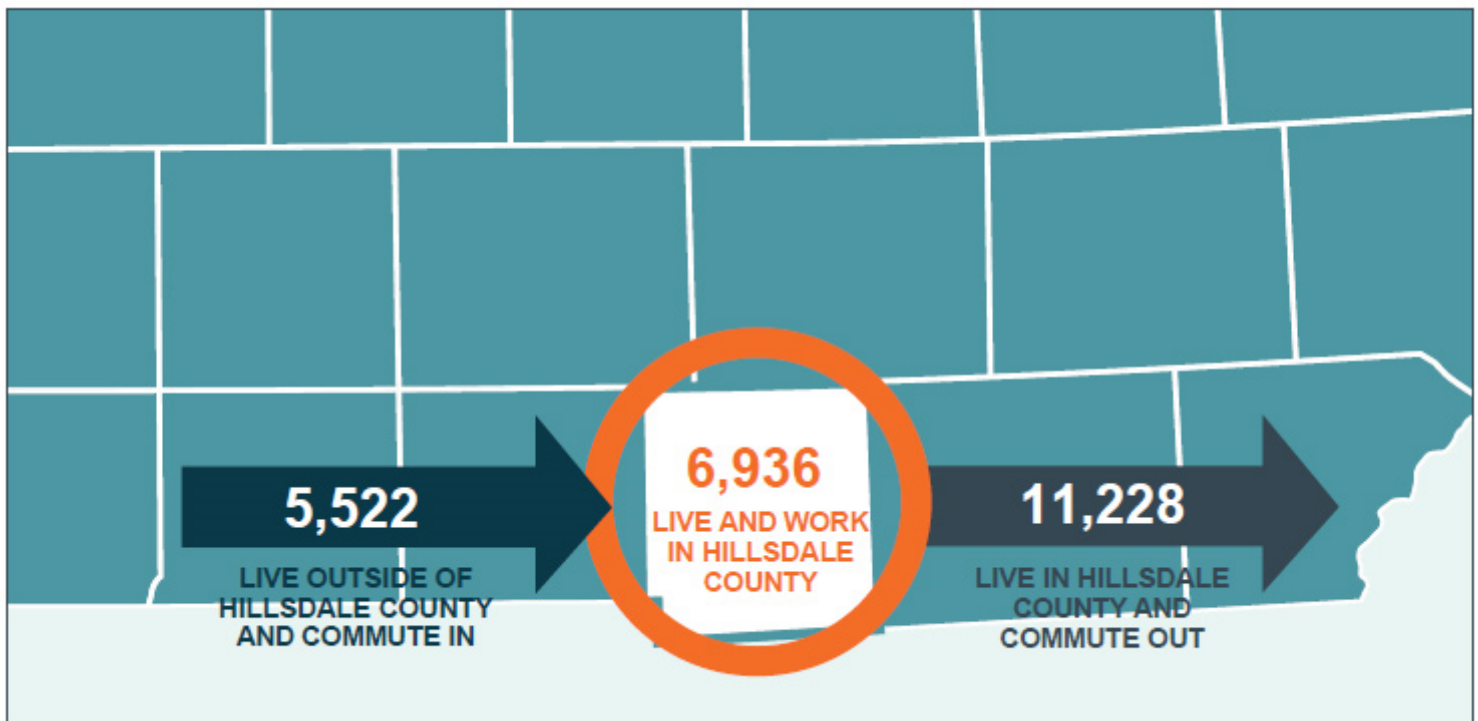
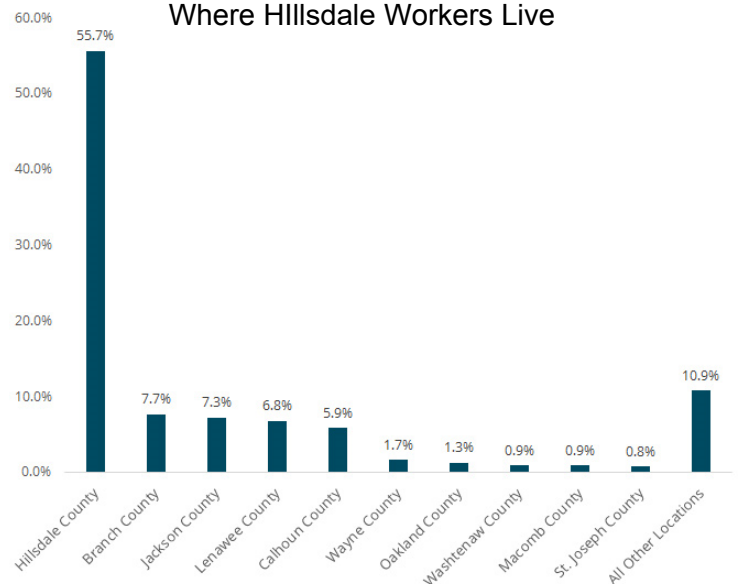
# HILLSDALE COUNTY LABOR SHED

## Where Workers Live

In 2017, 12,458 workers were employed in Hillsdale County. 5,522 (44.3 percent) of those workers were employed in Hillsdale but lived outside of its borders. Among those that traveled to Hillsdale County for work, 1,342 (24.3 percent) of the workers were 29 or younger. While Hillsdale County employers attracted many young workers in 2017, 3,598 (51.9 percent) of internal jobs were filled by workers between the ages of 30 and 54. This indicates a desire for experienced workers in Hillsdale County.

Most workers that travel into Hillsdale reside in either Jackson or Branch counties. 961 (7.7 percent) of Hillsdale County workers commute in from Branch County, while 906 (7.3 percent) travel in from Jackson County. Lenawee and Calhoun Counties are also well represented. 2,969 (23.8 percent) of the 12,458 workers in Hillsdale County traveled more than 25 miles to their place of employment in 2017.

Where Hillsdale Workers Live



<sup>1</sup> This fact and labor shed statistics throughout this brief are analyzed from the U.S. Census OnTheMap, Center for Economic Studies (2017).